



An ISO 9001 : 2008 Certified Company

Visual eNTERPRISE.Net (including e-ENTERPRISE.Net) – A new age ERP Business Software Solution.

Today there is no magic formula for business success. All it requires is vision, execution and a proven integrated yet flexible Business Software Solution.

That's why more and more companies are relying on **Blue Chip Business Solutions**. We enable organizations reduce time to market, get closer to customers and achieve long-term, profitable growth.

Blue Chip Business Solutions Setting standards in Business Software Solutions.


Small and midsize businesses have unique needs. They require a cost-effective Business Software Solution that can be up and running quickly -- and that will continue to meet their needs as their business grows.

For small and midsize companies eager to emerge as their industries' new leaders, taking that next step in business evolution is a critical decision. Their new Business Software must be quick to implement, easy to use, and make the best use of their current IT infrastructure. And while it must be sufficiently powerful to manage their business through its future growth, it has to be affordable enough to represent a reasonable investment today.

That's why we created **Visual eNTERPRISE.Net (including e-ENTERPRISE.Net)** – a new age ERP Business Software Solution, specifically designed for companies in the small (having upto 50 PC's) and midsize (upto 500 PC's) business marketplace.

Visual eNTERPRISE.Net (including e-ENTERPRISE.Net) The Power to Empower

Designed to meet the needs of small to midsize businesses (SMB) today. Yet scalable to fuel their growth for tomorrow.

Visual eNTERPRISE.Net has been built on the latest Microsoft Platform 

Visual eNTERPRISE.Net is built on the Total Cost of Ownership (TCO) model. It builds a foundation for managing costs of your business enterprise. It introduces business processes in small and med-sized business that reduce costs while improving business agility by utilizing the same best practices as a well-managed large enterprise.

Our solution comes ready to meet the needs of your organization -- and can be fine-tuned to perform in your industry.

Visual eNTERPRISE.Net is easy to use. Its easy-to-use interface helps increase employee efficiency, keeping down training and operating costs. Featuring a familiar Microsoft Windows environment and multiple data / reporting tools. It's also easy to deploy and maintain. With fast implementation, high performance and scalability, robust security, and the ability to evolve into more sophisticated solutions.

Using industry standards, **Visual eNTERPRISE.Net** easily integrates with other desktop products. Its export feature allows users to throw information from disparate data stores to standard desktop products – Word, Excel, etc.

This close integration opens up new dimensions to other business management systems. It also shortens the learning curve, since users don't have to study new tools to handle analysis and management tasks.

Most important, **Visual***e***ENTERPRISE.Net** is powerful. It has **the Power to Empower**. Its sophisticated data analysis tools (OLAP) give management full control of company information and activities.

Visual*e***ENTERPRISE.Net** is the ultimate Business Software Solution for your company. By allowing products, services, employees, customers, and suppliers to be closely controlled by management, this powerful software ensures company growth and a better bottom line.

Enhanced productivity -- The easy-to-understand user interface makes it possible to work quickly and efficiently.

Faster and better business decisions -- To make the best decisions, managers can quickly and effectively get strategic information from every aspect of the enterprise.

Robust scalability – Standard yet Flexible technology makes it possible to change & adapt as your business grows.

Global reach -- Business transactions can be conducted and reported in multiple currencies.

Cost control -- Maximum cost control is ensured by increasing employee productivity, enhancing communication with suppliers, and improving efficiency of all operations.

Increased revenue -- Fast and easy access to real-time information anywhere in the system helps identify new sales opportunities, bring new products to market quickly, and provide business-building levels of customer support and service.

Sales opportunity management -- The solution gives companies the essential tools to manage their sales opportunities, including full connectivity to gross / net profit and inventory information.

Fast implementation – **Visual***e***ENTERPRISE.Net** comes ready to install. In fixed priced packages depending on the number of concurrent users. And based on best practices and industry knowledge gained at over 500 customers in more than 20 industries.

Predictable costs -- Rapid implementation means up to 30% less time and 40% lower cost than traditional ERP approaches. While scalability means you invest once, and the solution grows with you.

Reliable performance -- We deliver **Visual***e***ENTERPRISE.Net** directly and through qualified Resellers that know the challenges you face and can tailor **Visual***e***ENTERPRISE.Net** to meet your needs. So you get the performance you need to grow your business quickly -- and profitably.

Industry focus – **Visual***e***ENTERPRISE.Net** is delivered directly and through qualified Resellers -- partners who know your business and your industry. In fact, more than 20 vertical market solutions integrate into **Visual***e***ENTERPRISE.Net**. Each solution goes thru a stringent qualification program to ensure a complete, cost-effective & scalable solution.

Visual*e***ENTERPRISE.Net** allows managers and employees to process information more effectively -- so they can make sound business decisions. This solution covers all the core operations necessary to run successful businesses.

System Administration -- Provides tools that enable you to customize, configure permissions to access information from various Modules, and enable Audit Trail.

Financials -- Handles all your financial transactions including general ledger, account setup and maintenance, journal entries, foreign currency adjustments, and budgets.









Cash & Bank Transactions -- Takes care of all your financial processing such as cash / bank receipts, cash / bank payments, check printing, deposits, advance payments, credit card payments, and bank reconciliation.
Inventory Management-- Handles inventory levels, item management, price lists, special price agreements, transfers between warehouses, and stock transactions.

Sales and Distribution -- Helps you create price quotes, enter customer orders, setup deliveries, update stock balances, and manage all invoices and accounts receivables.

Purchasing -- Manages and maintains vendor contacts and transactions including issuing purchase orders, updating in-stock quantities, calculating landed cost of imported items, handling returns and credits, and processing payments.

Visual*e***NTERPRISE.Net** – a perfect Business Software Solution for Organisations in the Middle East whose business activities cover Trading, Contracting, Construction Projects and Job Works activities.

Some of the technical highlights of **Visual***e***NTERPRISE.Net** are :

- ❖ Built on latest Microsoft architecture **Framework 3.5** 
- ❖ Developed on latest Microsoft platform 
- ❖ Supports the latest Microsoft RDBMS platform 
- ❖ Supports the latest Microsoft Server platform 
- ❖ Supports the latest Microsoft Desktop platform 
- ❖ The web version supports latest Microsoft Browser 
- ❖ Supports the worlds most popular Reporting tool from  



Some functional highlights of **Visual***e***NTERPRISE.Net** are :

- ❖ Multi-Company functionality with Group consolidation.
- ❖ Multi-Division, Multi-Location, multi-Project, multi-Currency, multi-year capability.
- ❖ Capability to maintain & track Account Codes upto 3 user defined levels (ex. Location/Project/Stage), etc.
- ❖ Capability to maintain & track Inventory by serial numbers, batch number / expiry date, Analysis Codes – upto 5 user defined levels (ex. Year/Season/Style/Color/Size), etc.
- ❖ Workflow definition and control for transaction approvals.
- ❖ Dynamic reminder system for transactions awaiting approval.
- ❖ Facility of Purchase & Sale of Inventory Items and Services.
- ❖ Inter Company transaction generation and access via electronic transfer.
- ❖ Parameterised installation addressing a cross section of industry and environments.
- ❖ Drill Down facility upto transaction (voucher) level.

- ❖ User customized Report/Menu headings with dynamic Menu display.
- ❖ User define Reports and Graphs using Crystal Reports.
- ❖ Data / Report export capability to Microsoft Word, Excel, email, etc.
- ❖ Defined Data Cubes for adhoc reporting.
- ❖ Data wizards, Graphs, etc.
- ❖ On-line Transaction Processing (OLTP) & on-line Analytical Processing (OLAP) functionality.
- ❖ Complete Data Security by controlling user access via System Administration layer.
- ❖ Detailed User Profile creation with access rights control capability.
- ❖ Built-in Audit Trail facility.
- ❖ Optional Modules – Point-of-Sale, Fixed Assets, Services Mgmt, Production Control, Human Resource, etc.

Visual*e***NTERPRISE.Net** comprises of the following major modules :

- ❖ **FINANCIALS (Desktop & Web Based)**
 - General Ledger
 - Accounts Receivable
 - Accounts Payables
 - Post Dated Cheques
 - Budgeting
 - MIS
- ❖ **OPERATIONS**
 - Requisitions
 - Order Processing
 - Inventory Management
 - Procurement & Distribution Management
 - Project Tracking
 - Invoicing & Sales
 - MIS
- ❖ **SYSTEM SECURITY ADMINISTRATION & AUDIT TRAIL (Desktop & Web Based)**
- ❖ **HUMAN RESOURCES MANAGEMENT (Optional) (Desktop & Web Based)**
- ❖ **LETTER OF CREDIT (Optional)**
- ❖ **QUOTATION TRACKING (Optional)**
- ❖ **FIXED ASSETS (Optional)**
- ❖ **POINT-OF-SALE (Retail & F&B) (Optional)**
- ❖ **SERVICES MANAGEMENT (Optional)**
- ❖ **MANUFACTURING (Optional)**

Whether your business activities include Trading, Contracting, Construction, Services (Job Works), etc.

Visual*e***NTERPRISE.Net** will meet your Business Software requirements. The Data-Base maintains valuable information of Budgets, BOQ, Projects, Jobs, Items / Products, Suppliers, Customers, Chart of Accounts, etc. The Transaction Files cater to information of Projects, Budgets, Purchase Orders, Purchase Bills, Sales Invoices, Purchase/Sales Returns, Project/Location Transfers/Adjustments, Cash/Bank Receipts, Cash/Bank Payments, Journal Vouchers, Credit Notes, Debit Notes, PDC Entries, etc.

The powerful Query feature of **Visual***e***NTERPRISE.Net** provides you with on-line information on Data-Base, Transaction Files, Project Status, Item Status, Latest prices, Stock in Hand, Customer Credit Status, Ledgers, Accounts Payables, Accounts Receivable, Cash/Bank Book, Trial Balance, PDC details, PDCs in circulation, PDCs to be deposited, etc.

While **Visual***e***NTERPRISE.Net** generates a variety of reports - which can be viewed, printed and exported to popular Word Processing & Spread Sheet Packages, by using third party Software Tools like Crystal Reports, you can customise your own sets of reports which can also be **emailed** to users.

For small companies that require less complex and industry-specific functionality from their Software Solutions, we offer **Visual**e**NTERPRISE.Net / Lite** Series. A simple yet powerful solution that meets common business needs of Financials (GL, AR, AP, Cash/Bank, PDC, Budgeting, MIS), Operations (Requisitions, Order Processing, Inventory Management, Procurement, Distribution, Project Tracking, Invoicing & Sales, MIS), and more.

For companies that require a high degree of industry-specific functionality delivered in a cost-effective, turnkey approach, we offer **Visual**e**NTERPRISE.Net / Premium** Series.

Visuale**NTERPRISE.Net** operates on standard Networks having Windows Server & Desktops. It is currently available in two Series. The **Premium** Series has Microsoft SQL Server as the RDBMS back-end and VB.Net as the front-end (for the web version **e**-ENTERPRISE.Net it is ASP.Net). The **Lite** Series has Microsoft SQL Server 2005 Express Edition (free, redistributable version of SQL Server with limited functionality) as the DBMS back-end and VB.Net as the front-end (for the web version **e**-ENTERPRISE.Net it is ASP.Net). All reports are developed in Crystal Reports. The advantage this provides to Customers is that they can start off with the **Lite** Series - with a lower investment, and have an automatic migration path to the **Premium** Series at a later date - if their volumes justify additional investments. As for as the look & feel of the Application is considered, they are identical. Another advantage is that **Premium** Series & **Lite** Series Packages can coexist at the same Customer installation, even in an integrated mode, not forcing the Customer to go in for all Premium Series or all Lite Series.

Visuale**NTERPRISE.Net** comprises of following core modules:

FINANCIALS Module (Desktop & Web Based)

Today, financial professionals face unprecedented pressures. And companies are under increasing financial scrutiny. Tracking every financial transaction within your company is no longer a matter of choice. It's a matter of survival.

Financials Module is designed to deliver the kind of accurate, up-to-the-minute, company-wide data you require.

As a leading Business Software Solution for providing operational, analytical, and collaborative applications for financial management, our **Visual**e**NTERPRISE.Net (including **e**-ENTERPRISE.Net) - Financial Module** can help you maintain financial control and accountability -- and empower your organization to achieve sustainable growth and profitability.

This Module will enable you :

- Improve financial planning
- Reduce the cost of finance
- Streamline the financial supply chain
- Optimize the planning and performance management cycle
- Have access to the information you need, when you need it, increasing the efficiency of your finance department.

It will also ensure the following :

- Increase liquidity
- Reduce operating costs
- Improve relationships with investors and stakeholders
- Improve understanding and management of intangible assets and intellectual capital
- Increase transparency of business performance and strategic success factors

- Accelerate response to the market changes that drive profitability and value creation
- Empower managers and knowledge workers through state-of-the-art services and workplaces
- Streamline financial processes, including collection, financing, payment, and settlement
- Enhance access to accurate, real-time financial and performance information -- even across enterprise boundaries and third-party systems
- Provide financial professionals, executives, and managers with a complete picture of their business, and allows them to turn administrative financial tasks into value-added initiatives for customers and shareholders.

Financials Module delivers reports and functionality that enable you manage all your financial processes, including:

- Chart of accounts -- allows you to define all your company's accounts and their hierarchical relationships.
- Journal entries -- allows you to enter or find your manual journal entries. Each transaction can be automatically allocated to a project or a profit center.
- Transaction templates -- save time and prevent mistakes when entering manual journal entries.
- Recurrent journal transactions -- let you create your own set of recurrent transactions, including automatic frequency reminders.
- Credit notes -- credit your clients if they return goods or for any other reason.
- Debit notes -- debit your vendors if you return goods or for any other reason.
- Exchange rate differences -- adjust your foreign currency accounts to the changes in your local currency.
- Trial balance report -- displays your accounts' balances and transactions. You can view all your financial reports in base and foreign currency, and in each detailing level.
- Profit and Loss report -- displays your incomes and expenses in the conventional way used by accountants.
- Balance Sheet report -- displays your assets and liabilities in the conventional way used by accountants.
- Comparative reports -- allow your reports to be displayed in a comparative view between months, quarters, years, or any other period.
- Budgets -- helps you define and track your budget in base currency and view a summarizing budget report, which compares the actual versus the planned figures.
- Cash & Bank transactions -- provide the functionality you need to handle all your financial processing, including: Receipt records & Payment records.
- PDC checks -- automatically displays the deferred checks that should be deposited that day. Checks for payment issues checks for your vendors, employees, or other creditors. Reconciliation -- gives you fully automatic bank reconciliation. You can reconcile debit versus credit transactions or reconcile your data with your bank's records.
- Opening balances -- manages your customers' and vendors' opening balances.

A broad flow of this module includes :

❖ **MASTERS**

- Division Master
- Group Master
- Account Master
- Account Type Master
- Inter Company Link Master
- Salesman Master
- Currency Master
- Area Master
- Project / Stage Master
- Location / Stage Master
- Reference Analysis Master
- Service Master
- Ratio Analysis Master

❖ **TRANSACTIONS**

- Petty Cash Vouchers
- Cash Receipt Vouchers
- Cash Payment Vouchers
- Bank Receipt Vouchers
- Bank Payment Vouchers
- Journal Vouchers
- Debit Note Vouchers
- Credit Note Vouchers
- Service Sales Order Voucher
- Service Sales Voucher
- Service Purchase Order Voucher
- Service Purchase Voucher
- Non Item Purchase Voucher
- Non Item Sales Vouchers
- Cheque Voucher
- Sales Invoice for Real Estate
- Sales Return for Real Estate
- Commission Invoice for Real Estate

❖ **PDC**

- PDC Issue / Receipt Vouchers
- PDC Issue / Receipt Clearing Vouchers
- PDC Dishonour Vouchers
- Local Bill Discounting

❖ **ADMINISTRATION**

- Current Year Opening Balance
- Budgeting
 - Budget Master
 - Budget Master Report
 - Budget Vs Actual Report
 - Monthly Budget Report
 - Yearly Budget Report
- Group Consolidation
- Bank Reconciliation
- Cheque monthly form
- External Bill Matching
- Drill Down
- User Report Definition
- User Defined Reports
- Accounts Enquiry
- Unapproved Transactions

○ **General Ledger Sub-Code-wise**

- General Ledger
- Debtors Ledger
- Creditors Ledger
- Inter Company Ledger

○ **General Ledger Sub-Code-wise Consolidated**

- General Ledger
- Debtors Ledger
- Creditors Ledger

○ **General Ledger Day-wise Ledger**

○ **General Ledger Day-wise Summary**

○ **General Ledger Project wise Locationwise Ledger**

○ **Trial Balance**

- Opening Trial Balance
- A/C Type Trial Balance
- Group Trial Balance

○ **Trial Balance Consolidated**

- Consolidated Trial Balance
- Debtors Trial Balance
- Creditors Trial Balance

○ **Trial Balance Sub-Code-wise**

- Sub-Code-wise Trial Balance
- Debtors Trial Balance
- Creditors Trial Balance

○ **Trial Balance Detailed**

- Detailed Trial Balance
- Debtors Trial Balance
- Creditors Trial Balance

○ **Trial Balance Turnover List**

- Debtor's Turn Over List

○ **Trial Balance Cross Tab**

- Cross-Tab Trial Balance
- Debtors Trial Balance
- Creditors Trial Balance

○ **Statutory Reports**

- Profit & Loss Account
- Profit & Loss with Schedule (C)
- Profit & Loss with Schedule (D)
- Profit & Loss - Cross-Tab
- Profit & Loss Schedule (Cross tab)
- Profit & Loss (Budget)
- Profit & Loss Schedule ((Budget)
- Balance Sheet
- Balance Sheet with Schedule (C)
- Balance Sheet with Schedule (D)

<p>❖ REPORTS</p> <ul style="list-style-type: none"> ○ Master Listings <ul style="list-style-type: none"> ○ Division ○ Group ○ Account Type ○ Accounts <ul style="list-style-type: none"> ○ General A/cs. ○ Debtor's A/cs. ○ Creditor's A/cs. ○ Supplier Labels ○ Currency ○ Salesman ○ Project / Stage ○ Location / Stage ○ Area ○ Services ○ Ratio Analysis ○ Opening Balance <ul style="list-style-type: none"> ○ Opening GL ○ Opening Debtor's Ledger ○ Opening Creditor's Ledger ○ Transaction Listings (Financials) <ul style="list-style-type: none"> ○ Petty Cash ○ Cash Receipts ○ Cash Payments ○ Bank Receipts ○ Bank Payments ○ Journal Voucher ○ Debit Note ○ Credit Note ○ Services Sales Order ○ Services Purchase Order ○ Services Sales Voucher ○ Services Purchase Voucher ○ Non-Item Sales Voucher ○ Non-Item Purchase Voucher ○ Cheque Voucher ○ Cheque Issued ○ Pending Service Sales Order ○ Pending Service Purchase Order ○ Day Books <ul style="list-style-type: none"> ○ Bank Report ○ Cash Book ○ Bank Book ○ General Ledger Consolidated <ul style="list-style-type: none"> ○ General Ledger ○ Debtors Ledger ○ Creditors Ledger 	<ul style="list-style-type: none"> ○ Balance Sheet Cross-tab ○ Balance Sheet with Schedule Cross Tab ○ MIS Reports <ul style="list-style-type: none"> ○ Office Overhead Account Statement ○ Expense Summary Vs Income Report ○ BOQ Vs Expenditure Summary ○ Monthly Profit & Loss Statement ○ Job wise Profitability Report ○ Cash Flow Statement ○ Projected Cash Flow Statement ○ Ratio Analysis Summary ○ Monthly Movement Report ○ Sales Performance Analysis (Profit) ○ Accounts Receivable <ul style="list-style-type: none"> ○ AR Ageing Analysis ○ AR Outstanding Ledger ○ AR Outstanding Ledger (> x Days) ○ AR/AP Outstanding Ledger ○ AR Consolidated Ageing Analysis ○ Matched AR Ledger ○ Statement of Accounts ○ Statement of Account with Ageing ○ First Reminder ○ Second Reminder ○ Third Reminder ○ Accounts Payable <ul style="list-style-type: none"> ○ AP Ageing Analysis ○ AP Outstanding Ledger ○ AP Consolidated Ledger (> x Days) ○ AP Consolidated Ledger ○ Matched AP Ledger ○ Statement of Accounts ○ Budget Reports <ul style="list-style-type: none"> ○ Budget Master Report ○ Budget Vs Actual Report ○ Monthly Budget Report ○ Yearly Budget Report ○ PDC Reports <ul style="list-style-type: none"> ○ PDC Issue Cheque ○ PDC Issue ○ PDC Issue Clearing ○ PDC Issue Maturity ○ PDC Receipt ○ PDC Receipt Clearing ○ PDC Receipt Maturity ○ PDC Issue Dishonour ○ PDC Receipt Dishonour ○ LBD Register ○ LBD Maturity Register ○ LBD Cleared Register ❖ UTILITIES <ul style="list-style-type: none"> ○ General Reminders with auto reminders for PDC
---	--

OPERATIONS Module

Day by day, businesses face increasing challenges in the new economy. This will get more intense in the future. Businesses must position themselves as providers of comprehensive products and services, and adapt to customer demands for higher quality, lower prices, faster service, and reliable delivery.

Customers have never been more in control. They have come to expect superb quality, selection, and service. And they're perfectly willing to abandon any vendor that can't deliver. In today's market, there's no margin for error.

There has never been a more challenging time for the business community. Customers expect better products, greater variety, and faster, more personalized service. Partners and suppliers want the best deal, or they'll look for other partners. New markets can materialize in an instant -- forcing you to change directions and commit resources -- then vanish.

That's why smart vendors are shifting their strategic focus from product to customer -- and completely re-engineering the way they meet customer needs. Every piece of your value chain, from forecasting and planning to allocation and replenishment, must be focused on meeting and surpassing customer expectations.

In such a volatile business climate, staying focused on customer needs is a huge challenge. That's why more and more companies are turning to **Visual**e**NTERPRISE.Net (including **e**-ENTERPRISE.Net) – Operations Module**. This powerful Software Solution enables you to integrate every step of your value chain seamlessly, from suppliers to consumers. So you can meet customers' needs quickly and efficiently without raising costs or slowing growth.

If you need a comprehensive Business Software Solution designed specifically for the new business environment, **Visual**e**NTERPRISE.Net - Operations Module** is that solution. From optimizing strategic partnerships to leveraging customer data to exploiting multiple sales channels. It lets you focus completely on your customers -- while cutting costs and maintaining growth.

Visuale**NTERPRISE.Net – Operations Module** turns customer demands into opportunities for growth and profit.

It delivers speed, efficiency and flexibility to every aspect of your enterprise. It focuses your entire value chain -- from the way you manage customers and fulfillment to how you maintain inventory and analyze performance -- on your customers. Generating measurable benefits in cost, revenue, and strategy.

By seamlessly integrating demand, allocation, and replenishment functions, you ensure a more responsive, flexible supply chain, enhancing efficiencies and minimizing expenses.

Multi-channel relationships and transaction management, coupled with intelligent marketing and customer service, helps you boost sales, increase visit frequency, raise customer retention, and more effectively attract new customers.

Sophisticated reporting and analysis capabilities -- plus integrated Inventory, Purchase, Distribution, Financial, and Employee data -- give you deeper insights into your customers and your operations, allowing you to adapt faster to market changes.

It offers all the functionality you need to put customers at the center of your value chain -- without losing control of costs or sacrificing growth.

It provides a comprehensive data management function that increases efficiency and ease of management, with access to critical customer information. It gives you the power to directly address customer needs on a personal level. It lets you back up your promises to customers with on-time, complete, and accurate deliveries of goods.

Operations Module enables you to fully integrate your supply chain, helping you respond faster and more cost effectively to shifts in consumer demands and behaviours. By helping you redefine every step of your value chain, from how you manage suppliers and partners to the ways you strengthen customer relationships and build customer loyalty, Operations Module generates measurable benefits in terms of costs, revenues, and strategy.

Powerful reporting and analytical tools for sales and marketing give you access to aggregated data from all sources, internal and external, supporting better decision making and making operations more cost-effective.

Integrated supply chain management helps rationalize your entire process, from suppliers to consumers, increasing flexibility and cutting time to market while keeping costs to a minimum.

Sophisticated customer profiling lets you quickly and accurately identify opportunities to increase sales, target special markets, build customer loyalty, and profitably manage customer relationships throughout the entire product lifecycle.

Our end-to-end support for all key business processes gives you a fully integrated supply chain and a full range of logical and analytical capabilities, including forecast-to-orders, increased fulfillment accuracy, instant market analysis and re-strategizing, and fast reconfiguration of pricing and distribution channels.

It offers all the information you need to create a leaner, more efficient enterprise that can deliver the products and services that consumers demand, and can adapt quickly to changing markets without losing control of costs.

Operations Module delivers reports and functionality that enable you manage your processes for vendor relationship, sales cycle - from prices quotes to invoicing and payment, stores / inventory merchandise management, etc, including:

- Purchase order -- allows you to issue a purchase order to your vendors for materials or services. The order will update the available amount for the items ordered, and notify the warehouse manager of the expected delivery date.
- Purchase invoice -- records your suppliers' invoices and simultaneously records a stock entry.
- Import Costing -- calculates the landed value of imported goods. It helps allocate different types of costs and expenses such as shipping, insurance, and customs.
- Purchase return -- records goods returned to your supplier.
- Sales Order entry -- allow you to enter your customers' orders, reserve the item ordered, and notify your warehouse of the delivery date.
- Proforma invoice -- lets you issue an invoice without changing the stock balances.
- Delivery note -- enable you to deliver merchandise related to a Sales Order and update your stock balances
- Sales invoicing -- creates the invoice and records the stock transaction and the journal transaction while issuing an automatic receipt in case customers are paying any part of their bill instantly.
- Sales returns -- record stock entry returned from your clients.
- Item management -- manages all your item information such as name and code, barcode, trademark, measures, prices, and even the item's picture.
- Item query -- gives you a quick view of your items' details.
- Price lists -- lets you define as many price lists as you need and associate them with each of your customers or vendors.
- Special prices -- records prices for unique customers or from unique vendors. You can also set "quantity sensitive" prices, which will be changed according to quantities purchased.
- Stock adjustment -- allows receipt/release from stock which is not connected directly to an AP/AR document.
- Stock transfer -- between warehouses or locations enables you record all transfers between your warehouses or locations.
- Opening Stock transactions -- maintains opening balances for your stock items location-wise and updates your stocktaking data.

A broad flow of this module includes :

❖ **MASTERS**

- Groups
- Categories
- Item Analysis
- Brands
- Sub Brand
- Items
- Projects
- Unit of Measurements
- Cost Heads
- Item Status
- Season
- Manufacturer Master
- Place Master
- Price Scheme
- Set Master

❖ **TRANSACTIONS**

- Requisition Voucher
- Purchase Orders
- Purchase Order Cancellation
- Material Receipt Vouchers
- Costing Sheet
- Material Receipt Return Vouchers
- Material Issue Vouchers
- Material Issue Return Vouchers
- Sales Orders
- Delivery Notes
- Cash Memos
- Cash Memo Returns
- Sales Invoice
- Sales Invoice Returns
- Material Adjustment Vouchers
- Material Transfer Vouchers
- Physical Stock Verification Notes
- Consignment Goods In
- Consignment Goods In Return
- Consignment Goods Out
- Consignment Goods Out-Return

❖ **ADMINISTRATION**

- New Year Budget Exercise
- Operations Budget
- Salesperson Targets
- Inter Company Reporting
- Sales Ranking / Requisition Process
- Suspended Invoices
- Unapproved Transactions
- Consignment Goods IN Selection

❖ **REPORTS**

○ **Master Listings**

- Group
- Categories
- Brands
- Sub-Brands
- Items
- Projects
- Cost Heads
- Unit of Measurement
- Item Status
- Item Analysis
- Price Scheme
- Set Master
- Master Bill of Quantity

❖ **SPECIAL REPORTS**

○ **MIS Reports**

- Consolidated Brand Report
- Stock Movement Report (Loc./Itemwise)
- Stock Movement Report (Loc./Groupwise)
- Import Review Report
- Location-wise Sales Analysis
- Stock In Hand Report I
- Location-wise Stock Report II
- Head-Office Sales Analysis
- Period-wise Comparative Sales Report
- Location-wise Cost Analysis
- Location-wise Profitability Report
- ABC Analysis Report
- GP Analysis For a Location Report
- GP Analysis Report
- Monthly Stock Carry Report
- Consolidated Location Revenue Report
- Consolidated Revenue Report (All Locations)
- Stock Turn Ratio (Location wise)
- Stock Turn Ratio (Brand wise)

○ **Budget Reports**

- Budget v/s Actual Comparison [Loc.wise]
- Budget v/s Actual Comparison [Brand wise]
- Previous Year Comparison [Loc. wise]
- Previous Year Comparison [Brand wise]
- Budget v/s Actual Cum. Comparison [Loc.wise]
- Budget v/s Actual Cum. Comparison [Brand wise]
- New Year Budgeting [Loc.wise]
- New Year Budgeting [Brand wise]
- New Year Budgeting [Loc./Brand wise]
-

○ **Transaction Reports**

○ **Purchase Checklists**

- Purchase Check List – DS
- Purchase Return Check List – DS
- Purchase Checklist – Brandwise
- Purchase Return Checklist – Brandwise
- Purchase Register – Consolidated
- Purchase Return Checklist (Special)
- Costing Sheet Checklist (Special)

○ **Cash Memo Check Lists**

- Cash Memo Checklist (Special)
- Cash Memo Return Checklist (Special)
- Cash Memo Checklist DS
- Cash Memo Checklist Detail (With Profit)
- POS Cash Memo Checklist
- POS Sales Return Checklist
- POS Cash Memo Checklist

○ **Sales Checklists**

- Sales Invoice Checklist DS
- Sales Invoice Checklist Detail (With Profit)
- Sales Return Check list DS
- Sales Return Check list Detail (With Profit)
- Sales Invoice Check List (Special)
- Sales Return Check list (Special)
- Sales Invoice Checklist – Brand wise
- Sales Return Checklist – Brand wise

<ul style="list-style-type: none"> ○ Discount Scheme ○ Budget Exercise ○ Transaction Listings <ul style="list-style-type: none"> ○ Requisition Voucher ○ Purchase Order Check List ○ Material Receipt Voucher ○ Material Receipt Returns Voucher Checklist ○ Material Issue Return ○ Material Issue Return Voucher ○ Sales Order Checklist ○ Delivery Note Checklist ○ POS Cash Memo ○ POS Cash Memo Return ○ Material Adjustment Voucher Checklist ○ Set Assembly ○ Consignment Goods IN ○ Consignment Goods IN - Return ○ Consignment Goods OUT ○ Consignment Goods OUT- Return ○ Purchase Reports <ul style="list-style-type: none"> ○ Pending Requisition Register ○ Pending Purchase Order Register ○ Purchase Register ○ Purchase Register Detailed ○ Purchase Return Register ○ Purchase Bills Summary ○ List of Goods Receipt ○ Unposted Purchase Bills ○ Project Reports <ul style="list-style-type: none"> ○ Stock Movement Report ○ BOQ Vs. Actuals <ul style="list-style-type: none"> ○ BOQ Vs. Actuals (Qty) ○ BOQ Vs. Actuals (Value) ○ BOQ / LPO / MRV / MTM Report ○ Issues – Date / Job wise ○ Issues – Item / Date wise ○ In + Out Report ○ Rate Movement Report ○ Stores / Jobs Comparison Report ○ Material Issue Register ○ Location wise Material issue ○ Sales Reports <ul style="list-style-type: none"> ○ Sales Order Register ○ Pending Sales Order Register ○ Delivery Note Register ○ Pending Delivery Note Register ○ Sales Invoice Register ○ Sales Returns Register ○ Item / Customer-wise Sales Invoices ○ Sales Below (x) % ○ Sales Above (x) % ○ Items Having No Sales ○ Stock Reports <ul style="list-style-type: none"> ○ Opening Stock Report ○ Stock in Hand (Groupwise) ○ Stock in Hand with Avgstk (Groupwise) ○ Stock Valuation Report ○ Stock Ageing Report ○ Stock Ageing Report II ○ Stock Ledger Report (All Locations) ○ Stock Ledger Report (Location wise) ○ Stock Ledger Report (Location wise) Quantity ○ Stock Movement Report 	<ul style="list-style-type: none"> ○ Stock Transfer Reports <ul style="list-style-type: none"> ○ STN Issues from Location – DS ○ STN Issues from Location – Consolidated ○ STN Receipts into a Location – DS ○ STN Receipts into a Location - Consolidated ○ Material Adjustment Voucher Check List ○ Stock Reports <ul style="list-style-type: none"> ○ Stock In Hand Report ○ Location wise Stock Report I ○ Stock Ledger ○ Stock Movement Report ○ Stock Ageing Report – LP Date ○ Stock Ageing Drill Down – LP Date ○ Location wise Stock Report I – DS ○ Location wise Stock Report II - Summary ○ Sales and Stock Analysis Reports <ul style="list-style-type: none"> ○ Consolidated Brand Report ○ Year at a Glance Sales Analysis ○ Year at a Glance [Category/Brand/Party] ○ Year at a Glance [Party/Item] ○ Year at a Glance [Party Summary] ○ Month at a Glance Sales Analysis ○ Month at a Glance Sales Analysis II ○ Item wise Stock and Sales ○ VIP Reports <ul style="list-style-type: none"> ○ Batch / Expiry Report ○ Batch wise Stock On Hand Report ○ Stock Ageing Report – Year wise ○ Daily Invoice / Return List with Doc Status ○ Customer wise / Invoice wise Profitability ○ Sales and Purchase Comparison ○ Customer wise YTD Product Sales ○ Customer wise Monthly Product Sales ○ Sales Person wise Sales Summary – Target Vs, Actual ○ Vendorwise Sellout Stock Report ○ Stock Valuation Report ○ Item Master Report with RRP / Sales Price/ Discount ○ Seasonwise Purchase/Sale/Stock Report ○ Group wise Purchase / Sales Comparison ○ Season wise Discount Analysis ○ Sales Person wise Sales / Discount Analysis ○ Weekly Sales Report Budget Vs. Actuals ○ Brand wise Sales ○ Location wise Season wise Stock Report ○ Month wise Closing Stock Report ○ Location wise Monthly Profit Report ○ Stock Movement Report Season wise Stock Balance ○ Season wise Stock In / Sell Out ○ Monthly Purchase Report (Group wise) ○ Salesman Kit Report ○ Stock Transfer Report
---	---

<ul style="list-style-type: none">○ Stock Movement Report (Groupwise)○ Month wise Stock Report○ Minimum Stock Level Report○ Maximum Stock Level Report○ Stock Reorder Level Report○ Slow Moving Items○ Physical Inventory Count Sheet○ Physical Inventory Variance Sheet○ Dead Stock Report ○ Product Detail Reports<ul style="list-style-type: none">○ Item Cost Price Report○ Item Selling Price 1 Report○ Item Selling Price 2 Report○ Sales person wise Item Price Listing○ Item Price Listing○ Expired Items Listing○ Discontinued Item Report○ Price Discrepancy Report ○ MIS Reports<ul style="list-style-type: none">○ Day-wise Sales Report○ Sales Ranking Report○ Sales Analysis Reports○ Sales Profitability Reports○ Sales [MTD/YTD] Report○ Sales [with Profit] Report○ Sales Crosstab [Profits] Report○ Sales [Monthly Qty based] Report○ Sales [Monthly Value based] Report○ Sales [Monthly Qty / Value based] Report○ Sales Profitability Age wise Report○ Invoice wise Profitability Report○ Average Monthly Sales Order Vs. Stocks○ On Order / Back Order Analysis○ Consignment IN Stock Ledger○ Consignment OUT Stock Ledger ○ SIEVE Tool Reports<ul style="list-style-type: none">○ Sales Monthly Wizard○ Transaction History○ Drill Down (With Cost)○ Drill Down ○ Drill Down○ Company wise Stock Reports○ Multiple Years Report	
--	--

SYSTEM SECURITY ADMINISTRATION & AUDIT TRAIL Module (Desktop & Web Based)

In any enterprise-wide Business Software Solution installation, security control & administration is of paramount importance. **Visual**e**NTERPRISE.Net** (including **e**-ENTERPRISE.Net) – **SYSTEM ADMINISTRATION Module** meets the Security Administration and Audit trail requirements of such Organisations operating in a 7 / 24 uptime environment. It is a sophisticated Module which performs core functionality and generates a variety of reports designed to give management effective control in this area.

SYSADM covers the following major operational areas :

- Company Parameterisation both for Financials & Operation

- Managing Module Captions
- Users Definition & Changing Password
- Role & Access Rights
- Work Flow Authorisation

Whatever your business, SYSTEM ADMINISTRATION Module is key to maintain a foolproof environment. The Data-Base maintains valuable information of Company Profiles, Users, Access Rights, etc. It controls access to individual options in each Module, be it Insert, Amend, Delete, View or Print. It has upto 9 levels of authorisation, 9 being the highest level and is only awarded to the System Supervisor. The System Supervisor then has the authority to define individual users along with their access rights.

The Audit Trail feature of SYSTEM ADMINISTRATION Module provides activity reports for each user right from the time he logs into the system to the time he logs out of the system. In between, it tracks the modules the user has accessed along with the various options. Any unauthorised access is also logged.

SYSTEM ADMINISTRATION Module includes powerful functions that handle the administrative aspects of your company, including:

- System setup -- gives you an easy, step-by-step list that shows you how to set up all company data and preferences in a few quick steps.
- Definition -- allows you to define and identify your users, access rights, ageing slabs, base currency, financial period, and much more.
- Permissions -- keeps your business information secure with comprehensive user validation that makes sure only the right people have access to your data.
- Rates tables -- allow you to define your base currency which is reflected in reports and data entry.
- Utilities -- enable you to back up your data, make corrections, and run automatic, predefined processes.

A broad flow of this module includes :

<p>❖ MASTERS</p> <ul style="list-style-type: none">○ Installation Parameters Setting○ Managing Module Captions○ Users Definition & changing Password○ Role & Access Rights Definition○ Work Flow Authorisation	<p>❖ REPORTS</p> <ul style="list-style-type: none">○ Audit Trail Report - Date wise Action wise Summary/ Detailed○ Audit Trail Report - User wise Summary / Detailed○ Audit Trail Report – Module wise Summary / Detailed
---	--

DESIGNED BY PROFESSIONALS - Designed by Chartered Accountants and Business Professionals in the Contracting, Construction and Trading industry, a wealth of business accounting experience has been invested to develop **Visual**e**NTERPRISE.Net**. The results are fast and precise control on every aspect of your business.

SUPPORTED BY AUTHORS - **Visual**e**NTERPRISE.Net** is developed by Blue Chip Computers LLC - a leading international Software Consulting Company with operations in UAE, USA and Africa. As Authors, you are assured of local training & support.

NO COMPUTER EXPERIENCE REQUIRED- Nor, is it Necessary. It has been designed with an accent on ease of use, yet it provides the degree of sophistication that you demand.

YOURS TO CONTROL- Access to any part of **Visual**e**NTERPRISE.Net** is available simply by selection of the appropriate options displayed on the menu.

IMMEDIATELY IDENTIFIES ERRORS - Any invalid entry is politely pointed out to you. Correction is a simple matter of overtyping.

FULL DATA SECURITY - **Visual***e***ENTERPRISE.Net** has in built password facilities, which restrict unauthorized access and meets office confidentiality norms.

IT IS FLEXIBLE - The data management and filing are taken care automatically.

COST-EFFECTIVE SOLUTION - **Visual***e***ENTERPRISE.Net** is reasonably priced licensed Business Software Package. It relieves you of routine Information Management activities. Any support is just a phone call away.

For details contact :



P. O. Box 13908
Dubai, UAE.

Tel # 04-2682777
Fax # 04-2682776

Email : sales@bluechip-comp.com

* All brand names and logos's mentioned in this document are trademarks or registered trademarks of respective Companies including Microsoft Corporation, Business Objects, Blue Chip Computers LLC, etc. in the U.S.A. and / or other countries.